
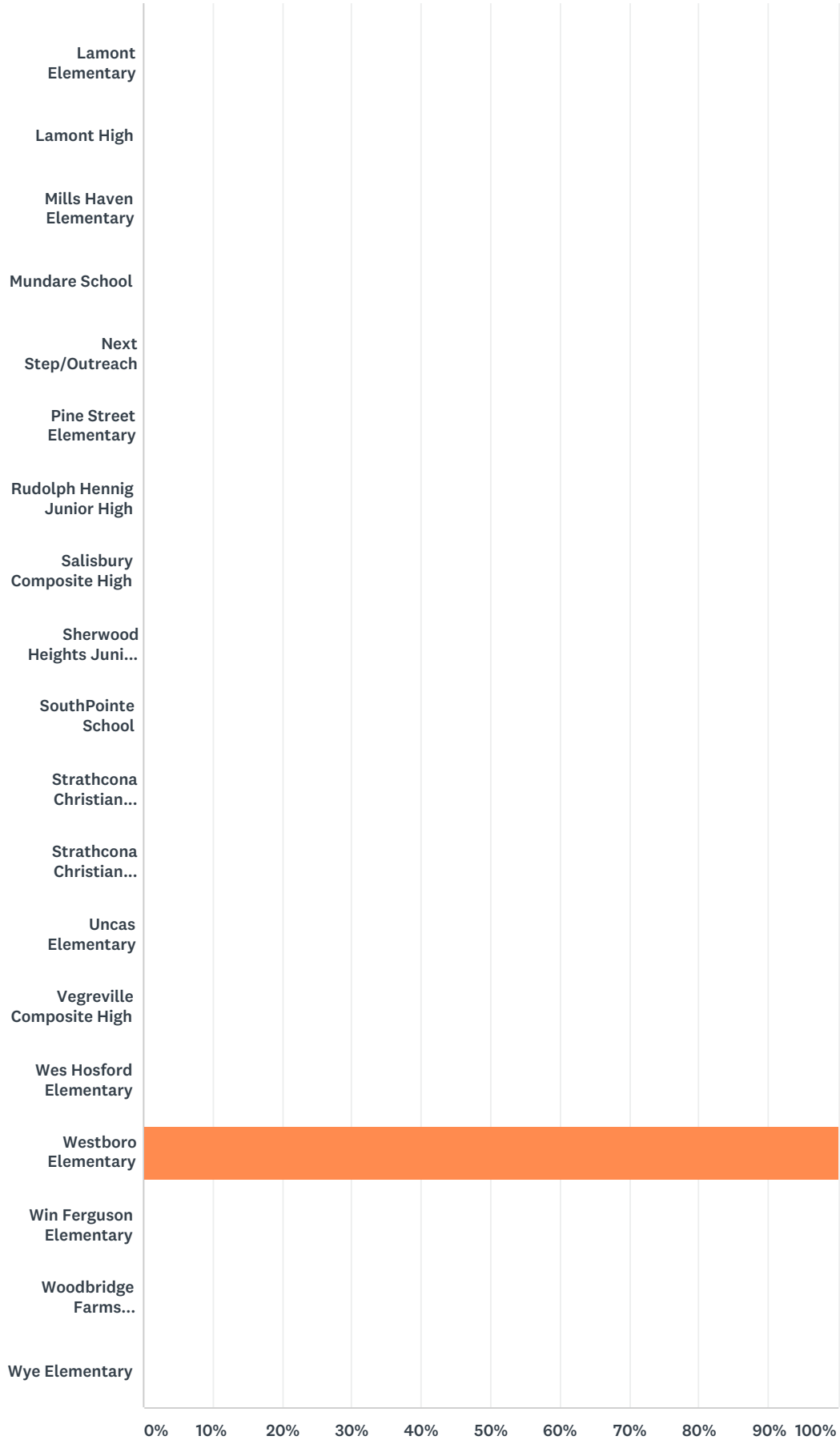


Q1 What school does your child currently attend?

Answered: 80 Skipped: 0



EIPS Parent Survey 2018-19



EIPS Parent Survey 2018-19

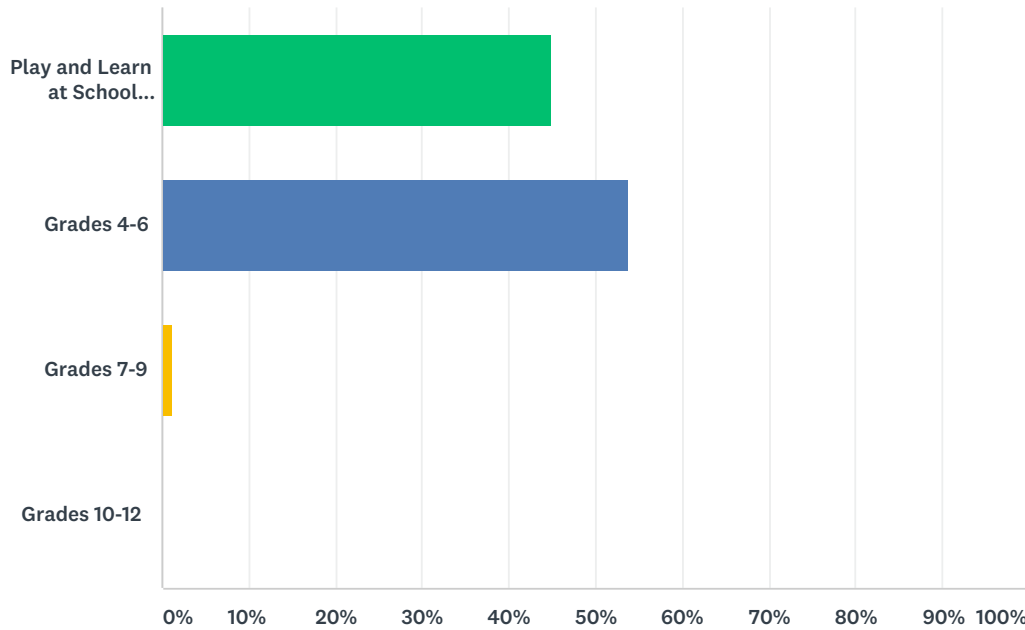
ANSWER CHOICES	RESPONSES
A.L. Horton Elementary	0.00% 0
Andrew School	0.00% 0
Ardrossan Elementary	0.00% 0
Ardrossan Junior Senior High	0.00% 0
Bev Facey Community High	0.00% 0
Brentwood Elementary	0.00% 0
Bruderheim School	0.00% 0
Clover Bar Junior High	0.00% 0
Davidson Creek Elementary	0.00% 0
École Campbelltown	0.00% 0
École Parc Élémentaire	0.00% 0
F.R. Haythorne Junior High	0.00% 0
Fort Saskatchewan Christian	0.00% 0
Fort Saskatchewan Elementary	0.00% 0
Fort Saskatchewan Senior High	0.00% 0
Fultonvale Elementary Junior High	0.00% 0
Glen Allan Elementary	0.00% 0
James Mowat Elementary	0.00% 0
Lakeland Ridge	0.00% 0
Lamont Elementary	0.00% 0
Lamont High	0.00% 0
Mills Haven Elementary	0.00% 0
Mundare School	0.00% 0
Next Step/Outreach	0.00% 0
Pine Street Elementary	0.00% 0
Rudolph Hennig Junior High	0.00% 0
Salisbury Composite High	0.00% 0
Sherwood Heights Junior High	0.00% 0
SouthPointe School	0.00% 0
Strathcona Christian Academy Elementary	0.00% 0
Strathcona Christian Academy Secondary	0.00% 0
Uncas Elementary	0.00% 0
Vegreville Composite High	0.00% 0
Wes Hosford Elementary	0.00% 0

EIPS Parent Survey 2018-19

Westboro Elementary	100.00%	80
Win Ferguson Elementary	0.00%	0
Woodbridge Farms Elementary	0.00%	0
Wye Elementary	0.00%	0
TOTAL		80

Q2 What grade is your child currently in?

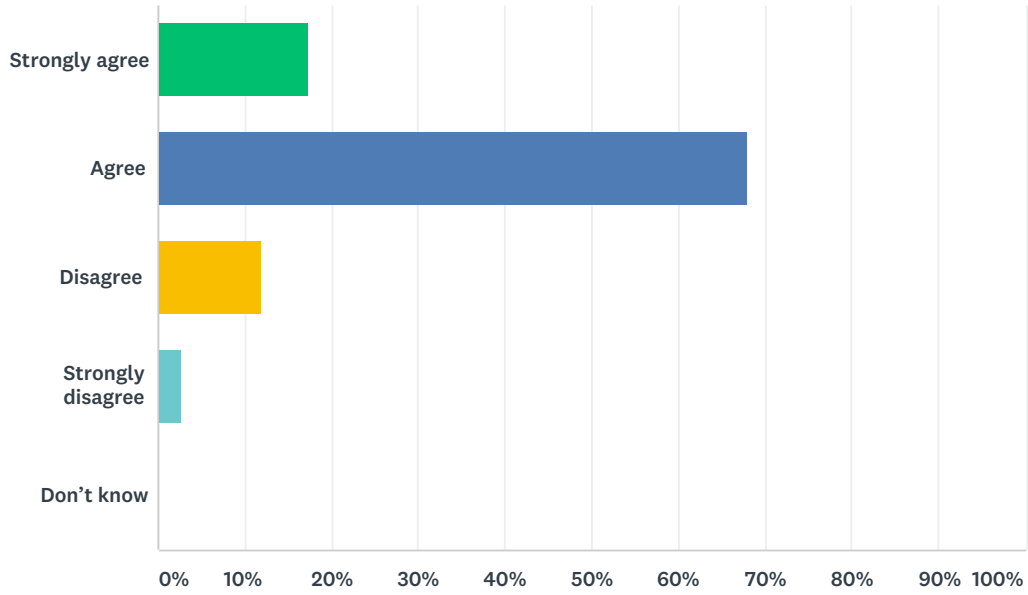
Answered: 80 Skipped: 0



ANSWER CHOICES	RESPONSES	
Play and Learn at School (PALS) Kindergarten Grades 1-3	45.00%	36
Grades 4-6	53.75%	43
Grades 7-9	1.25%	1
Grades 10-12	0.00%	0
TOTAL		80

Q3 My child's individual needs are met.

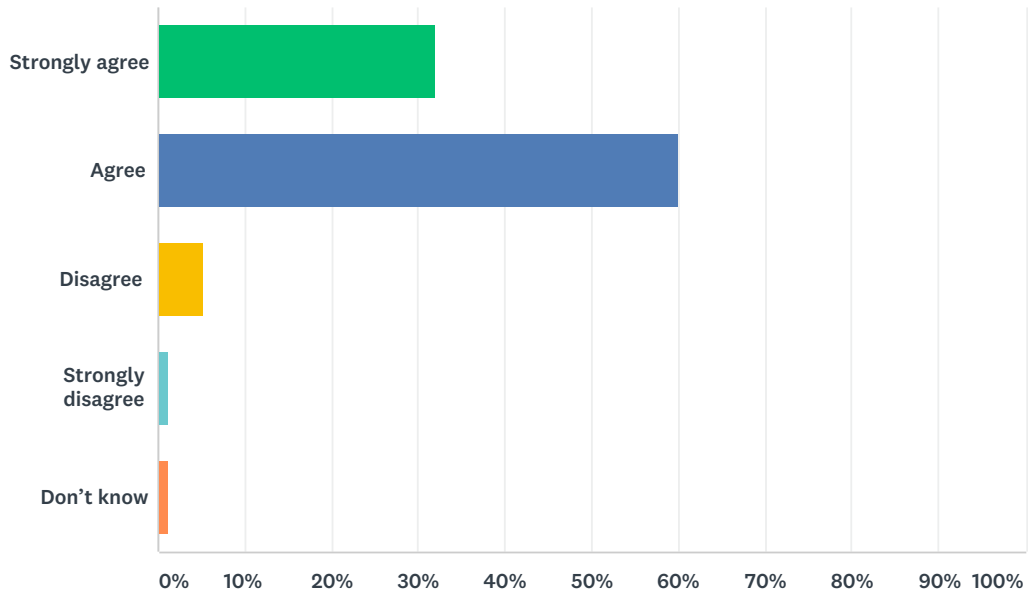
Answered: 75 Skipped: 5



ANSWER CHOICES	RESPONSES	
Strongly agree	17.33%	13
Agree	68.00%	51
Disagree	12.00%	9
Strongly disagree	2.67%	2
Don't know	0.00%	0
TOTAL		75

Q4 My child is encouraged at school to do his or her best.

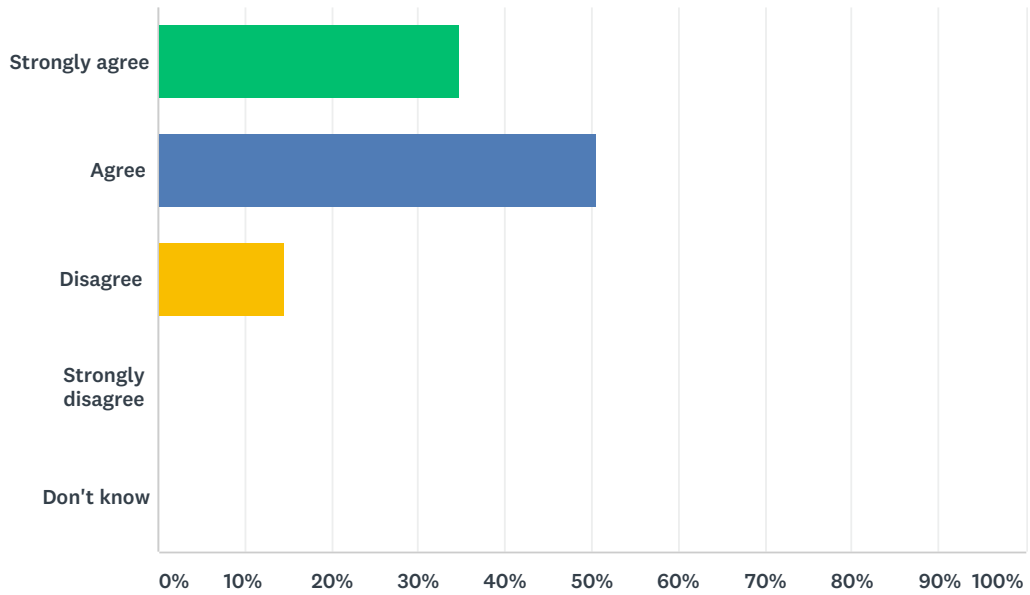
Answered: 75 Skipped: 5



ANSWER CHOICES	RESPONSES	
Strongly agree	32.00%	24
Agree	60.00%	45
Disagree	5.33%	4
Strongly disagree	1.33%	1
Don't know	1.33%	1
TOTAL		75

Q5 My child is demonstrating growth in literacy.

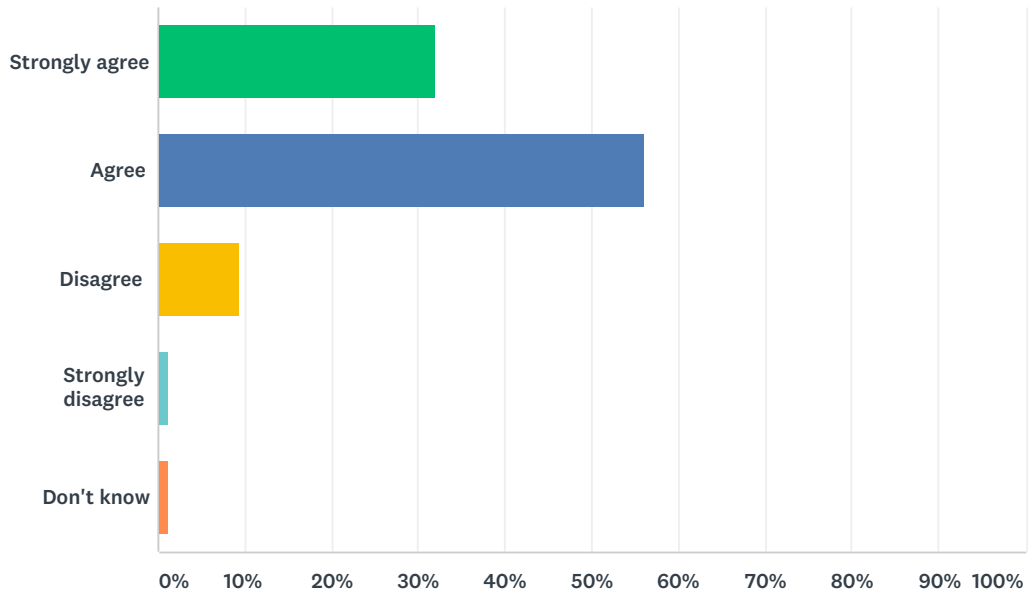
Answered: 75 Skipped: 5



ANSWER CHOICES	RESPONSES	
Strongly agree	34.67%	26
Agree	50.67%	38
Disagree	14.67%	11
Strongly disagree	0.00%	0
Don't know	0.00%	0
TOTAL		75

Q6 My child is demonstrating growth in numeracy.

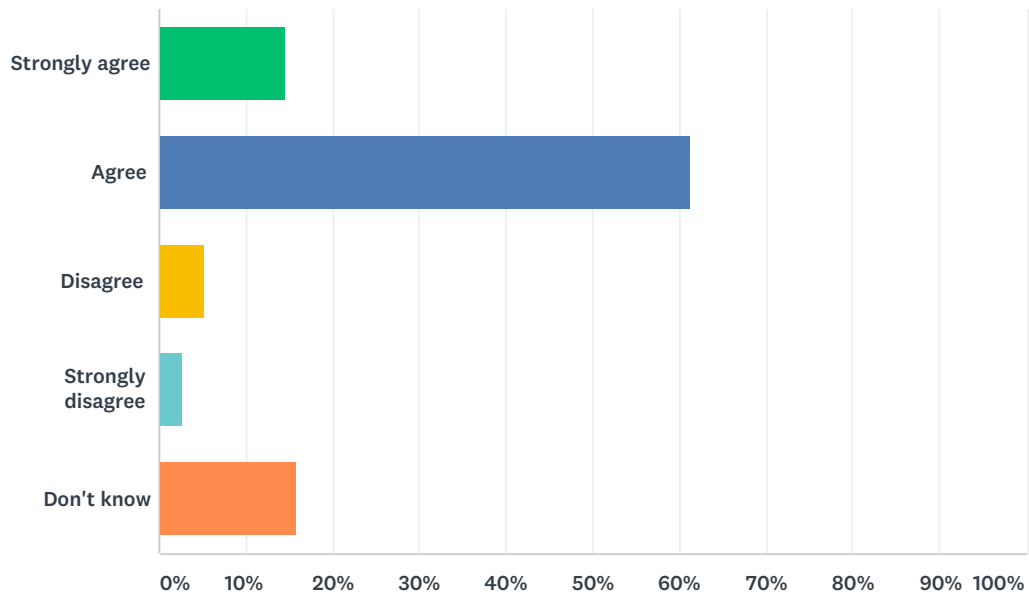
Answered: 75 Skipped: 5



ANSWER CHOICES	RESPONSES	
Strongly agree	32.00%	24
Agree	56.00%	42
Disagree	9.33%	7
Strongly disagree	1.33%	1
Don't know	1.33%	1
TOTAL		75

Q7 My child has an understanding of First Nations, Métis and Inuit culture and history.

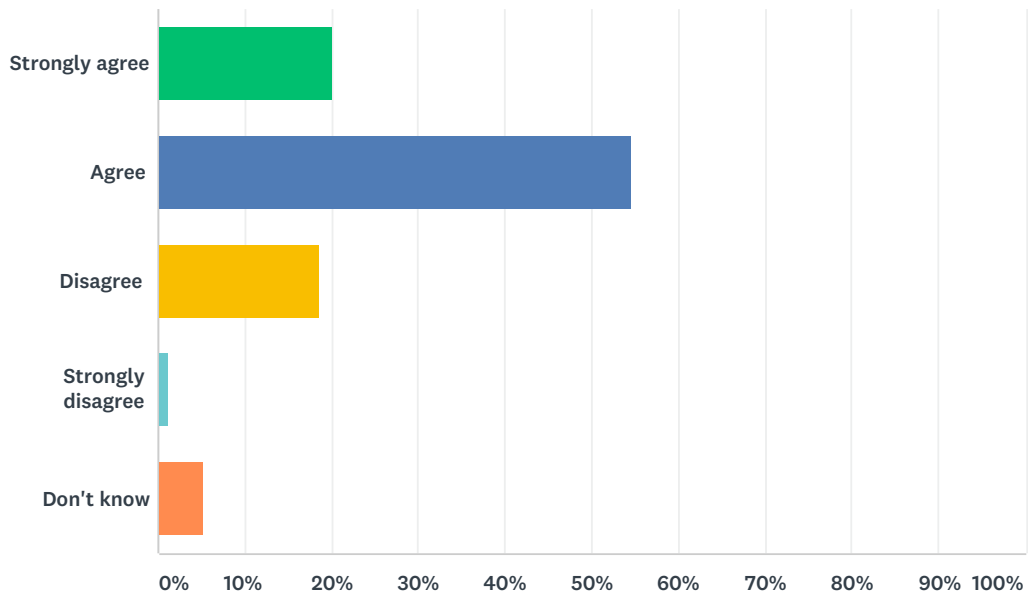
Answered: 75 Skipped: 5



ANSWER CHOICES	RESPONSES	
Strongly agree	14.67%	11
Agree	61.33%	46
Disagree	5.33%	4
Strongly disagree	2.67%	2
Don't know	16.00%	12
TOTAL		75

Q8 My child is being taught knowledge, skills and attitudes necessary to be successful in life.

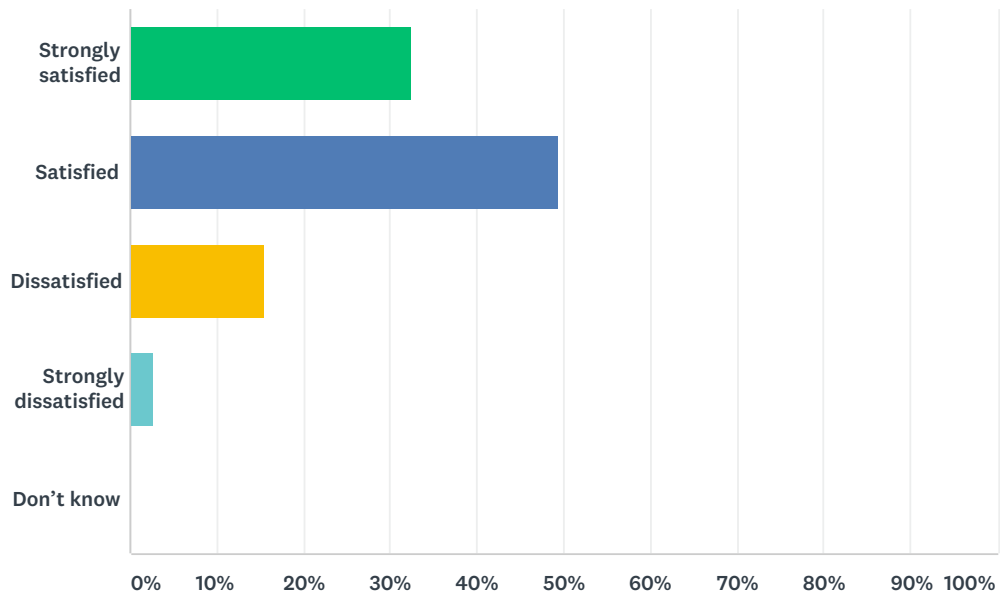
Answered: 75 Skipped: 5



ANSWER CHOICES	RESPONSES	
Strongly agree	20.00%	15
Agree	54.67%	41
Disagree	18.67%	14
Strongly disagree	1.33%	1
Don't know	5.33%	4
TOTAL		75

Q9 How satisfied are you with the quality of education your child is receiving at his or her school?

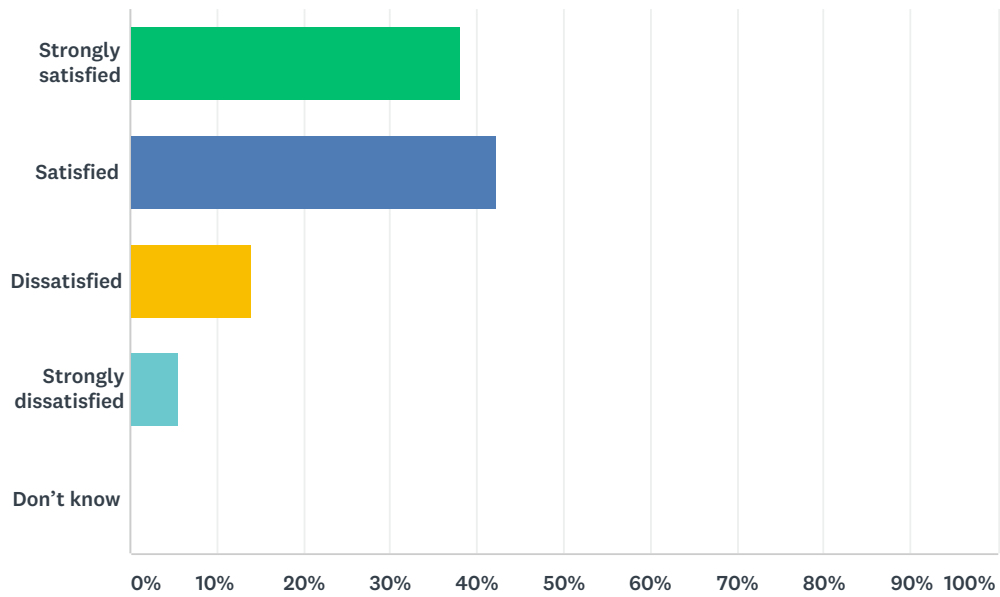
Answered: 71 Skipped: 9



ANSWER CHOICES	RESPONSES	
Strongly satisfied	32.39%	23
Satisfied	49.30%	35
Dissatisfied	15.49%	11
Strongly dissatisfied	2.82%	2
Don't know	0.00%	0
TOTAL		71

Q10 How satisfied are you with the quality of teaching at your child's school?

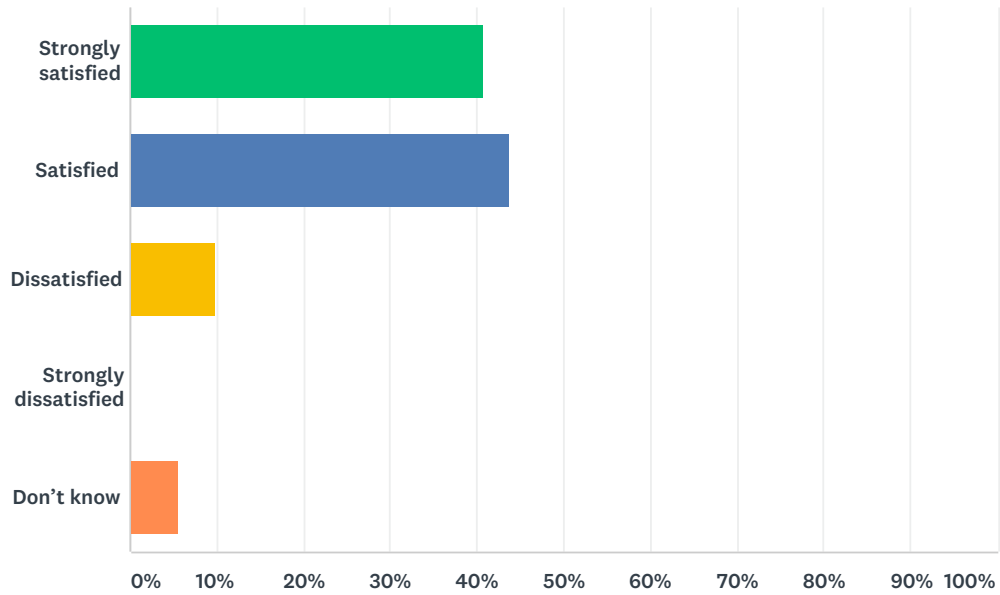
Answered: 71 Skipped: 9



ANSWER CHOICES	RESPONSES	
Strongly satisfied	38.03%	27
Satisfied	42.25%	30
Dissatisfied	14.08%	10
Strongly dissatisfied	5.63%	4
Don't know	0.00%	0
TOTAL		71

Q11 How satisfied are you with the leadership in your child's school?

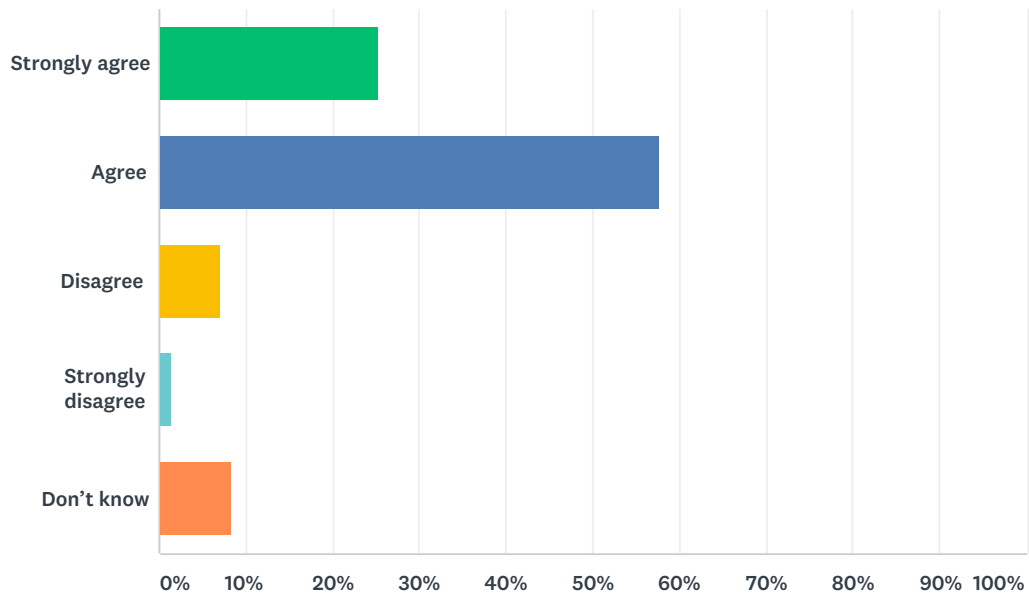
Answered: 71 Skipped: 9



ANSWER CHOICES	RESPONSES	
Strongly satisfied	40.85%	29
Satisfied	43.66%	31
Dissatisfied	9.86%	7
Strongly dissatisfied	0.00%	0
Don't know	5.63%	4
TOTAL		71

Q12 The rights and responsibilities of citizenship are reinforced in my child's school.

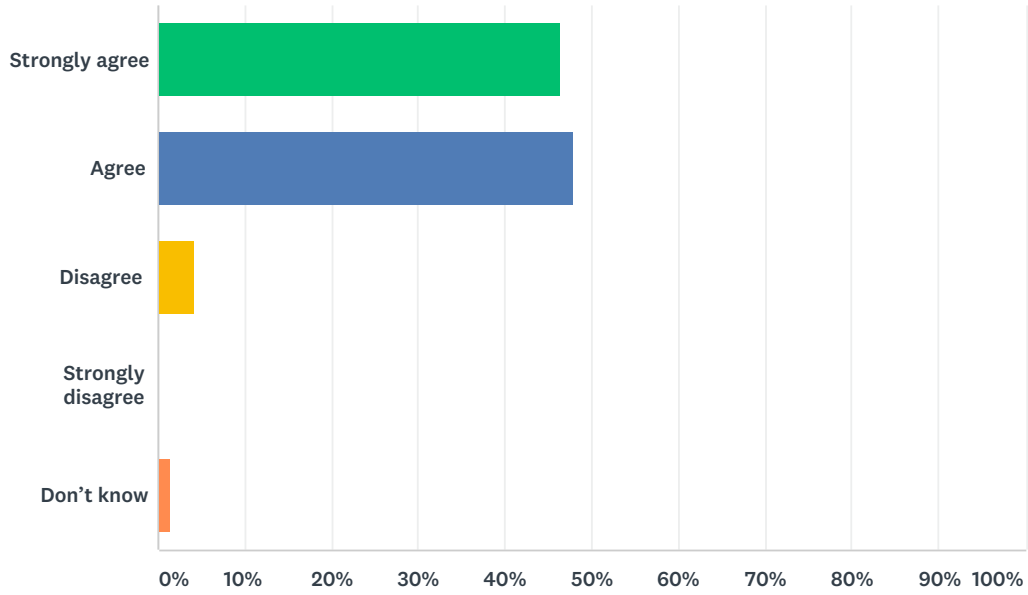
Answered: 71 Skipped: 9



ANSWER CHOICES	RESPONSES	
Strongly agree	25.35%	18
Agree	57.75%	41
Disagree	7.04%	5
Strongly disagree	1.41%	1
Don't know	8.45%	6
TOTAL		71

Q13 The school staff care about my child.

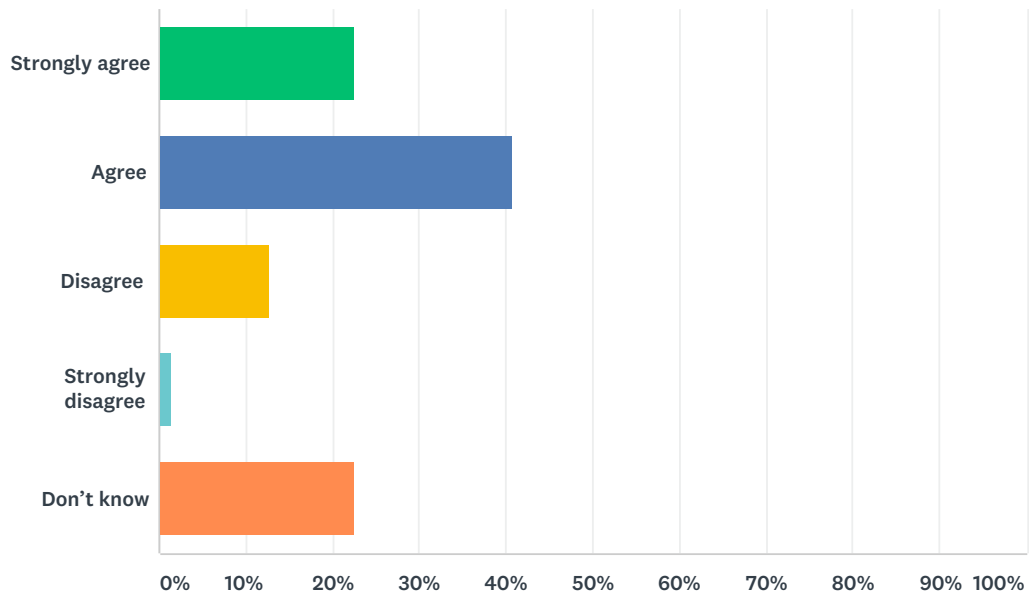
Answered: 71 Skipped: 9



ANSWER CHOICES	RESPONSES	
Strongly agree	46.48%	33
Agree	47.89%	34
Disagree	4.23%	3
Strongly disagree	0.00%	0
Don't know	1.41%	1
TOTAL		71

Q14 Discipline is handled in a fair and reasonable manner in my child's school.

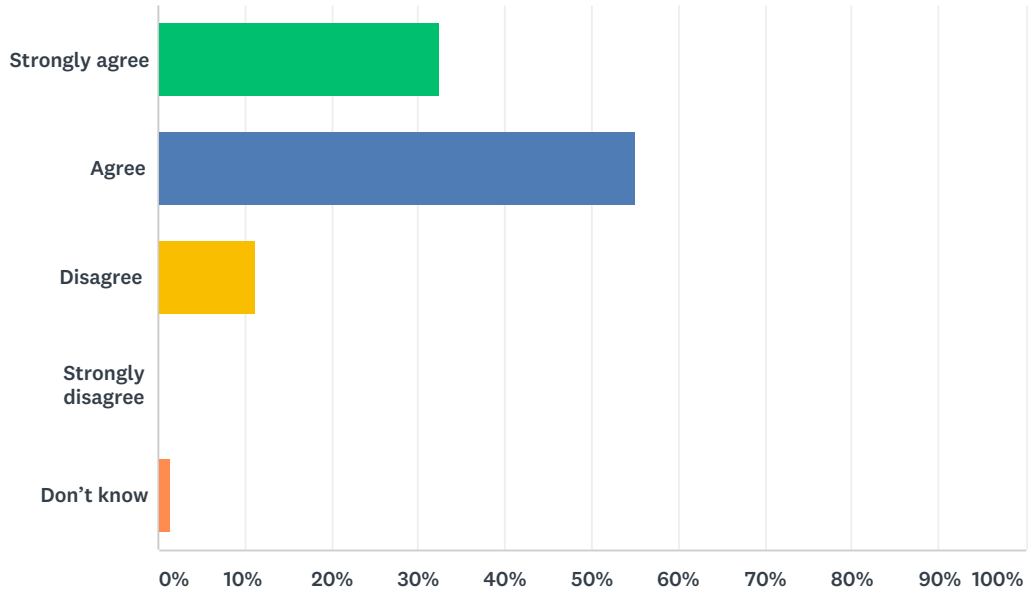
Answered: 71 Skipped: 9



ANSWER CHOICES	RESPONSES	
Strongly agree	22.54%	16
Agree	40.85%	29
Disagree	12.68%	9
Strongly disagree	1.41%	1
Don't know	22.54%	16
TOTAL		71

Q15 My child's school is safe.

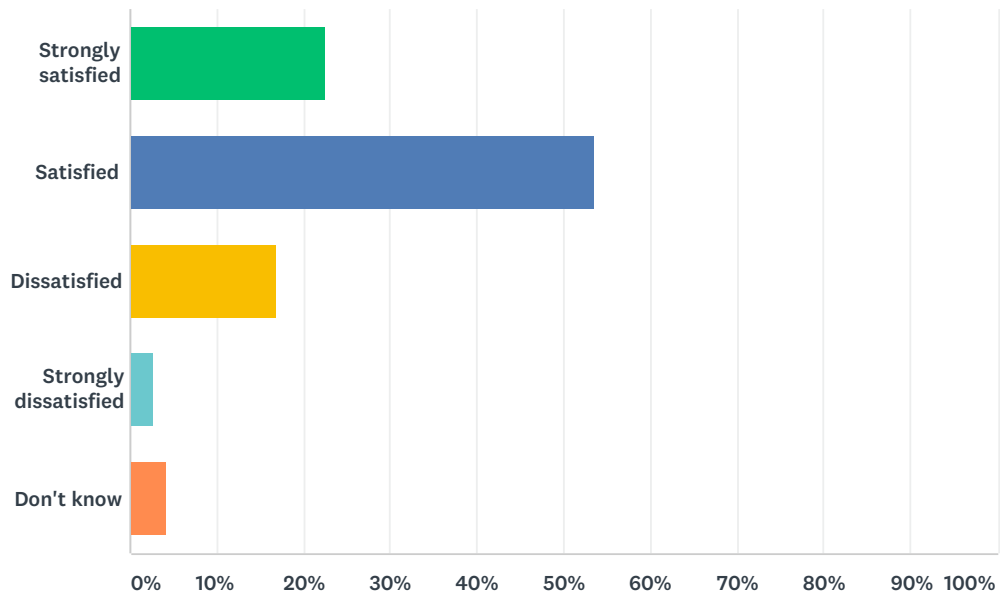
Answered: 71 Skipped: 9



ANSWER CHOICES	RESPONSES	
Strongly agree	32.39%	23
Agree	54.93%	39
Disagree	11.27%	8
Strongly disagree	0.00%	0
Don't know	1.41%	1
TOTAL		71

Q16 How satisfied are you with the resources available to support your child's learning?

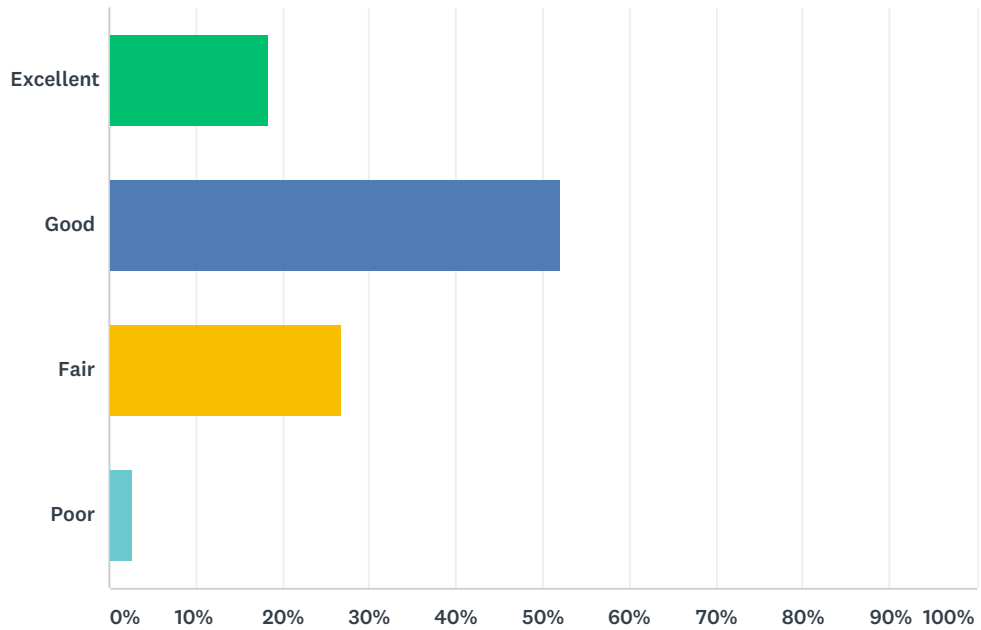
Answered: 71 Skipped: 9



ANSWER CHOICES	RESPONSES	
Strongly satisfied	22.54%	16
Satisfied	53.52%	38
Dissatisfied	16.90%	12
Strongly dissatisfied	2.82%	2
Don't know	4.23%	3
TOTAL		71

Q17 How would you rate the physical condition of your child's school?

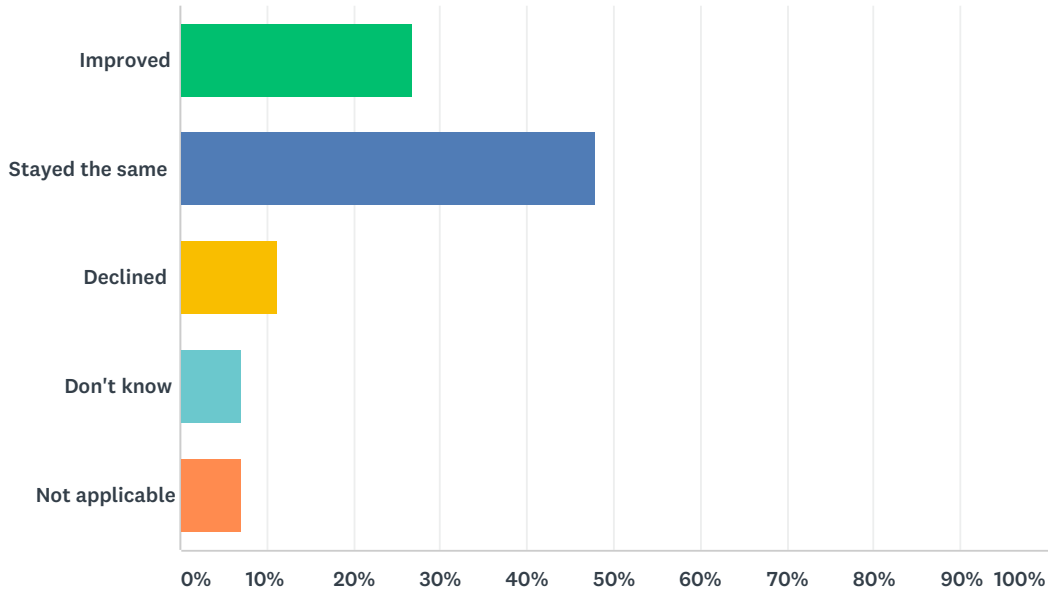
Answered: 71 Skipped: 9



ANSWER CHOICES	RESPONSES	
Excellent	18.31%	13
Good	52.11%	37
Fair	26.76%	19
Poor	2.82%	2
TOTAL		71

Q18 In your opinion, has the quality of education your child has experienced at school improved, stayed the same or declined in the past three years?

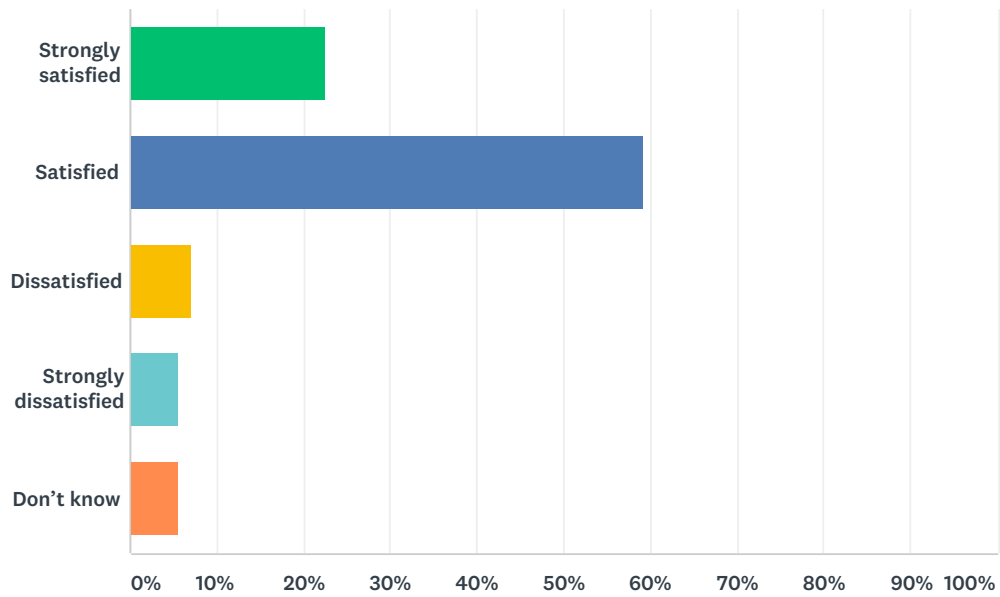
Answered: 71 Skipped: 9



ANSWER CHOICES	RESPONSES	
Improved	26.76%	19
Stayed the same	47.89%	34
Declined	11.27%	8
Don't know	7.04%	5
Not applicable	7.04%	5
TOTAL		71

Q19 How satisfied are you with the opportunity to be involved in decisions at your child's school?

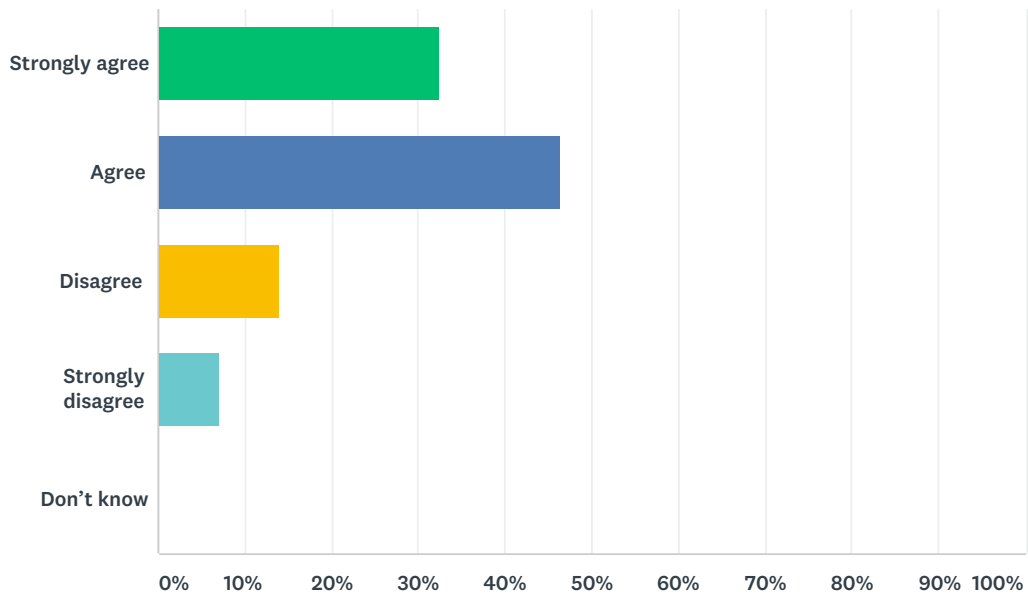
Answered: 71 Skipped: 9



ANSWER CHOICES	RESPONSES	
Strongly satisfied	22.54%	16
Satisfied	59.15%	42
Dissatisfied	7.04%	5
Strongly dissatisfied	5.63%	4
Don't know	5.63%	4
TOTAL		71

Q20 The school keeps me informed about my child's progress and achievement.

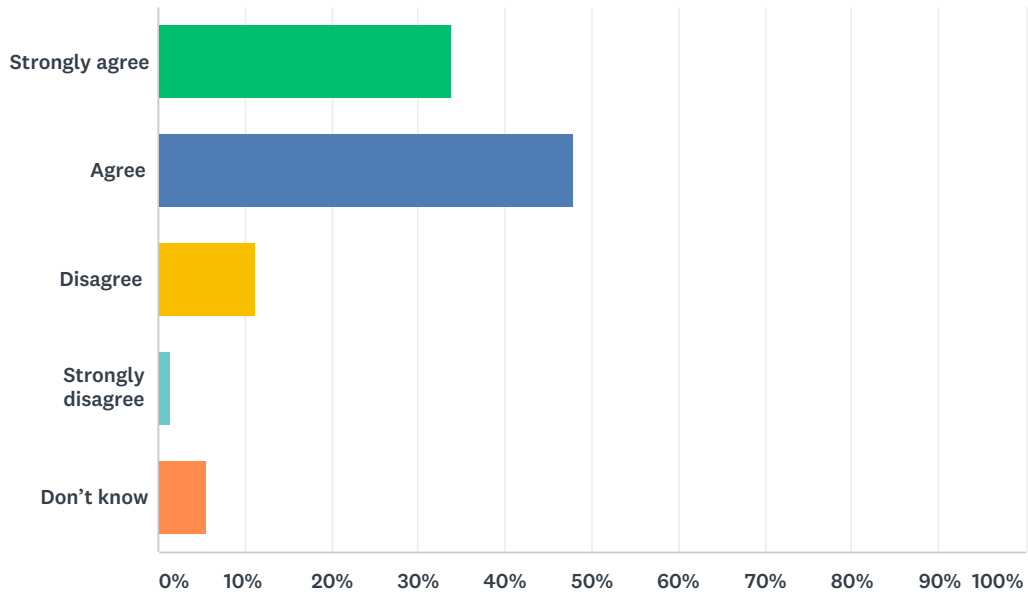
Answered: 71 Skipped: 9



ANSWER CHOICES	RESPONSES	
Strongly agree	32.39%	23
Agree	46.48%	33
Disagree	14.08%	10
Strongly disagree	7.04%	5
Don't know	0.00%	0
TOTAL		71

Q21 There is open and honest communication within my child's school.

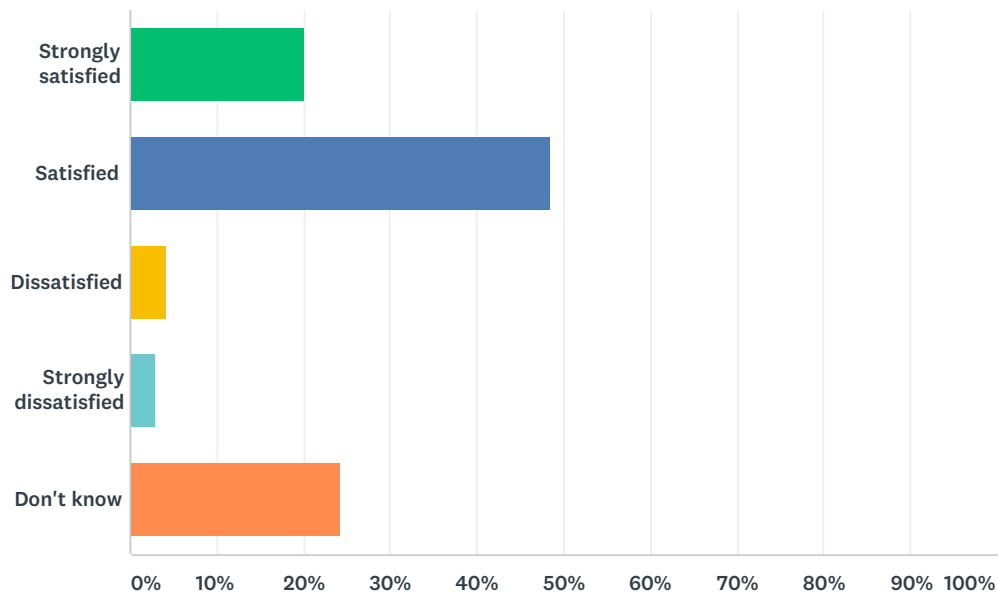
Answered: 71 Skipped: 9



ANSWER CHOICES	RESPONSES	
Strongly agree	33.80%	24
Agree	47.89%	34
Disagree	11.27%	8
Strongly disagree	1.41%	1
Don't know	5.63%	4
TOTAL		71

Q22 How satisfied are you with the community partnerships that may be established at your school? For example: Saffron, KEYS program, Green Certificate, lunch programs, after-school programs, RAP, Tools for School, Scratch Day, Entrepreneurial Adventure, scholarships/grants, etc.

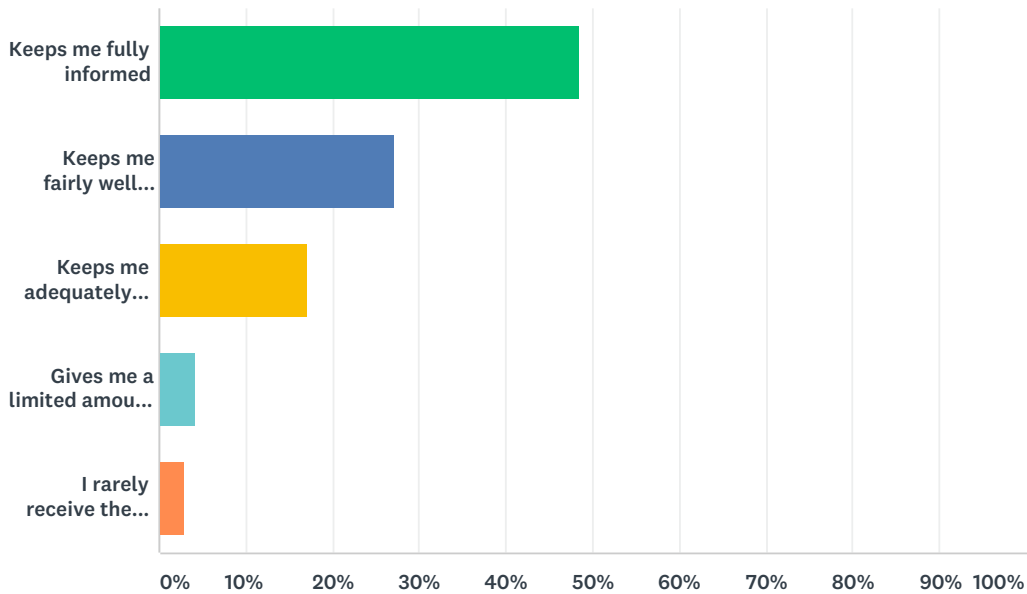
Answered: 70 Skipped: 10



ANSWER CHOICES	RESPONSES	
Strongly satisfied	20.00%	14
Satisfied	48.57%	34
Dissatisfied	4.29%	3
Strongly dissatisfied	2.86%	2
Don't know	24.29%	17
TOTAL		70

Q23 Elk Island Public Schools appreciates the opportunity to stay connected with parents about news, activities, programs and other matters of importance. What is your impression of the communication you receive from your child's school?

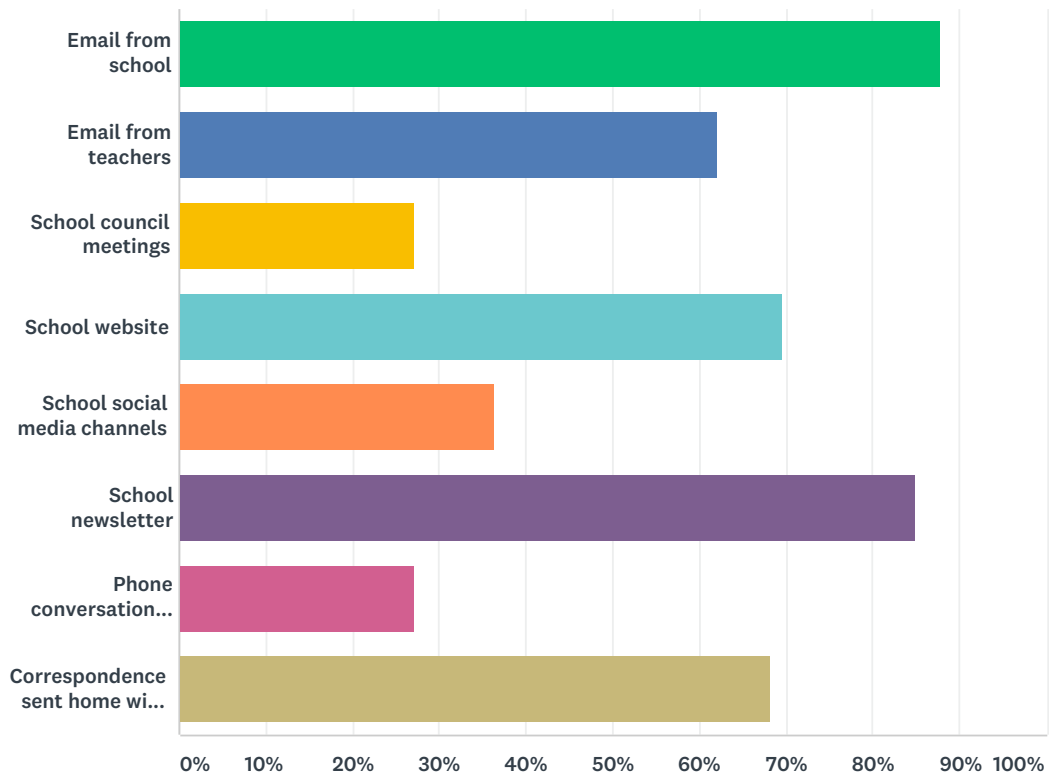
Answered: 70 Skipped: 10



ANSWER CHOICES	RESPONSES	
Keeps me fully informed	48.57%	34
Keeps me fairly well informed	27.14%	19
Keeps me adequately informed	17.14%	12
Gives me a limited amount of information	4.29%	3
I rarely receive the information I need	2.86%	2
TOTAL		70

Q24 Do you regularly make use of the following to keep up to date on school activities, programs, etc.? Check all that apply.

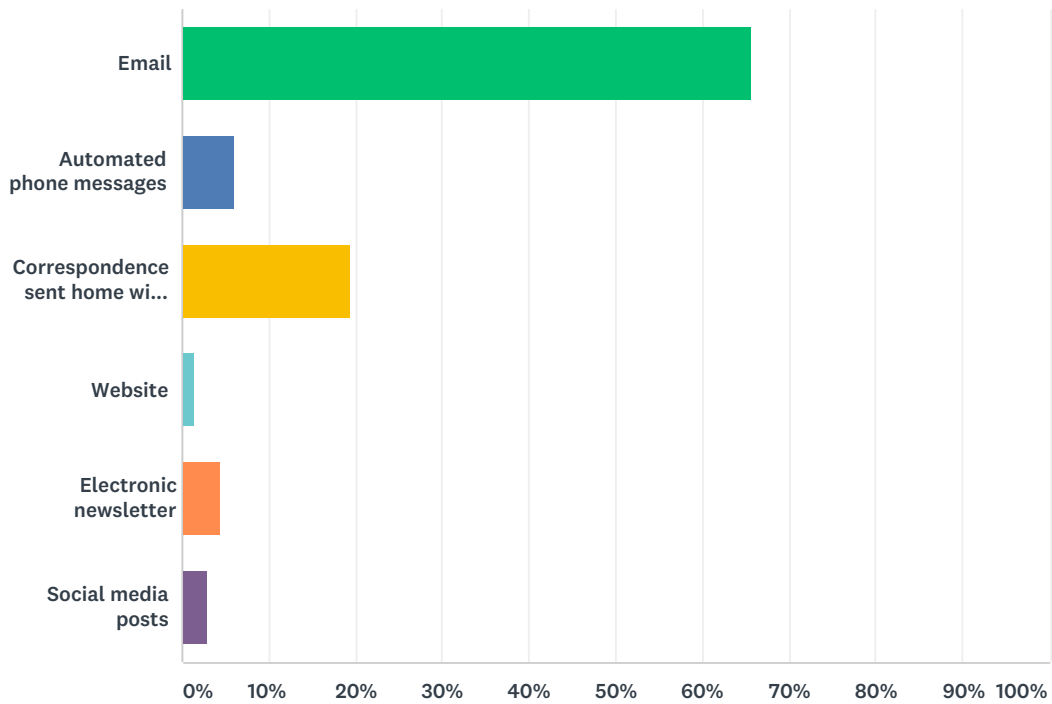
Answered: 66 Skipped: 14



ANSWER CHOICES	RESPONSES	
Email from school	87.88%	58
Email from teachers	62.12%	41
School council meetings	27.27%	18
School website	69.70%	46
School social media channels	36.36%	24
School newsletter	84.85%	56
Phone conversations with the school or teachers	27.27%	18
Correspondence sent home with your child	68.18%	45
Total Respondents: 66		

Q25 What is your most preferred method of communication from the school and Division?

Answered: 67 Skipped: 13

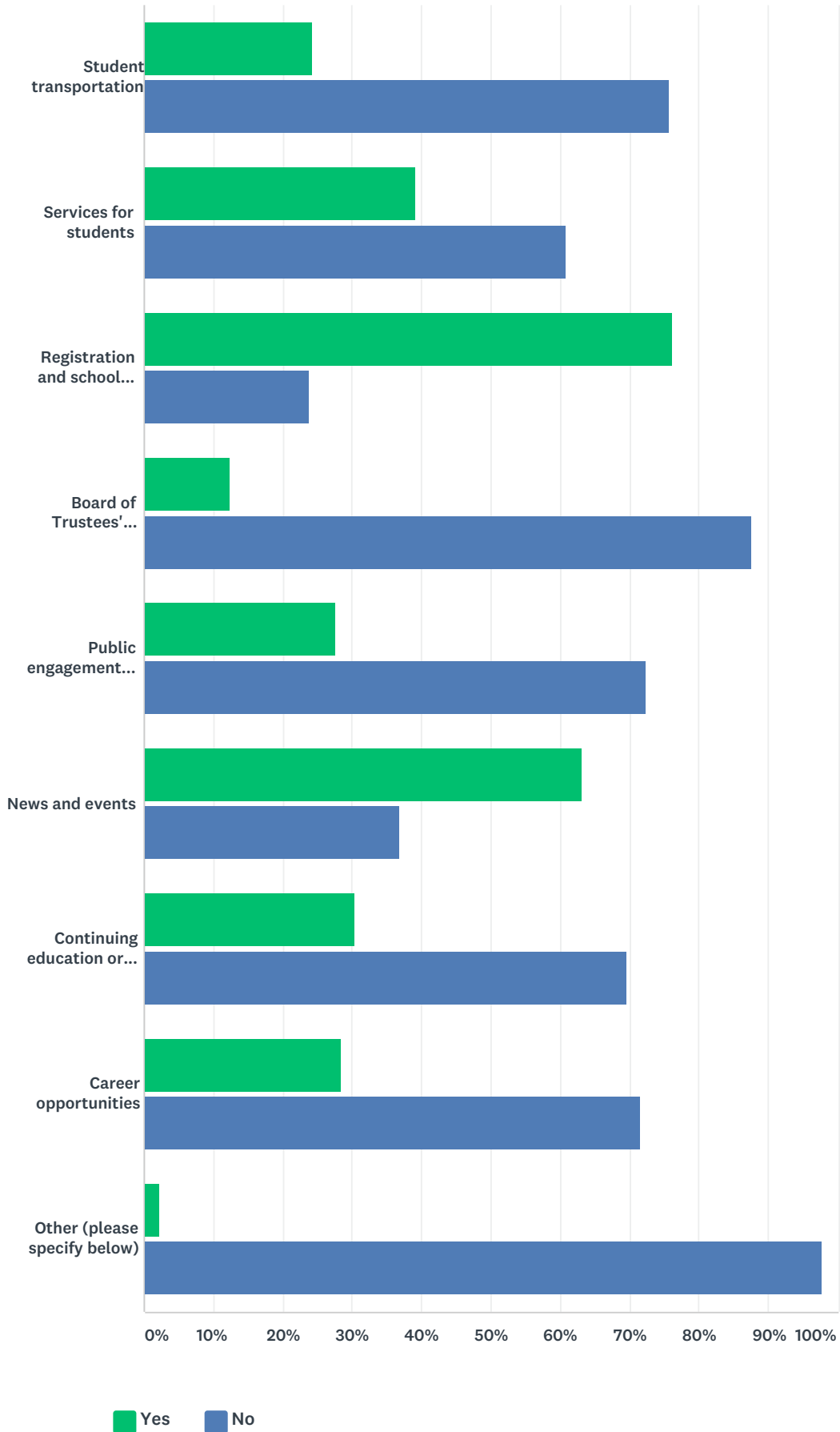


ANSWER CHOICES	RESPONSES	
Email	65.67%	44
Automated phone messages	5.97%	4
Correspondence sent home with your child	19.40%	13
Website	1.49%	1
Electronic newsletter	4.48%	3
Social media posts	2.99%	2
TOTAL		67

Q26 Do you visit the Division website (www.eips.ca) for information on:

Answered: 67 Skipped: 13

EIPS Parent Survey 2018-19



Yes No

YES	NO	TOTAL	WEIGHTED AVERAGE
-----	----	-------	------------------

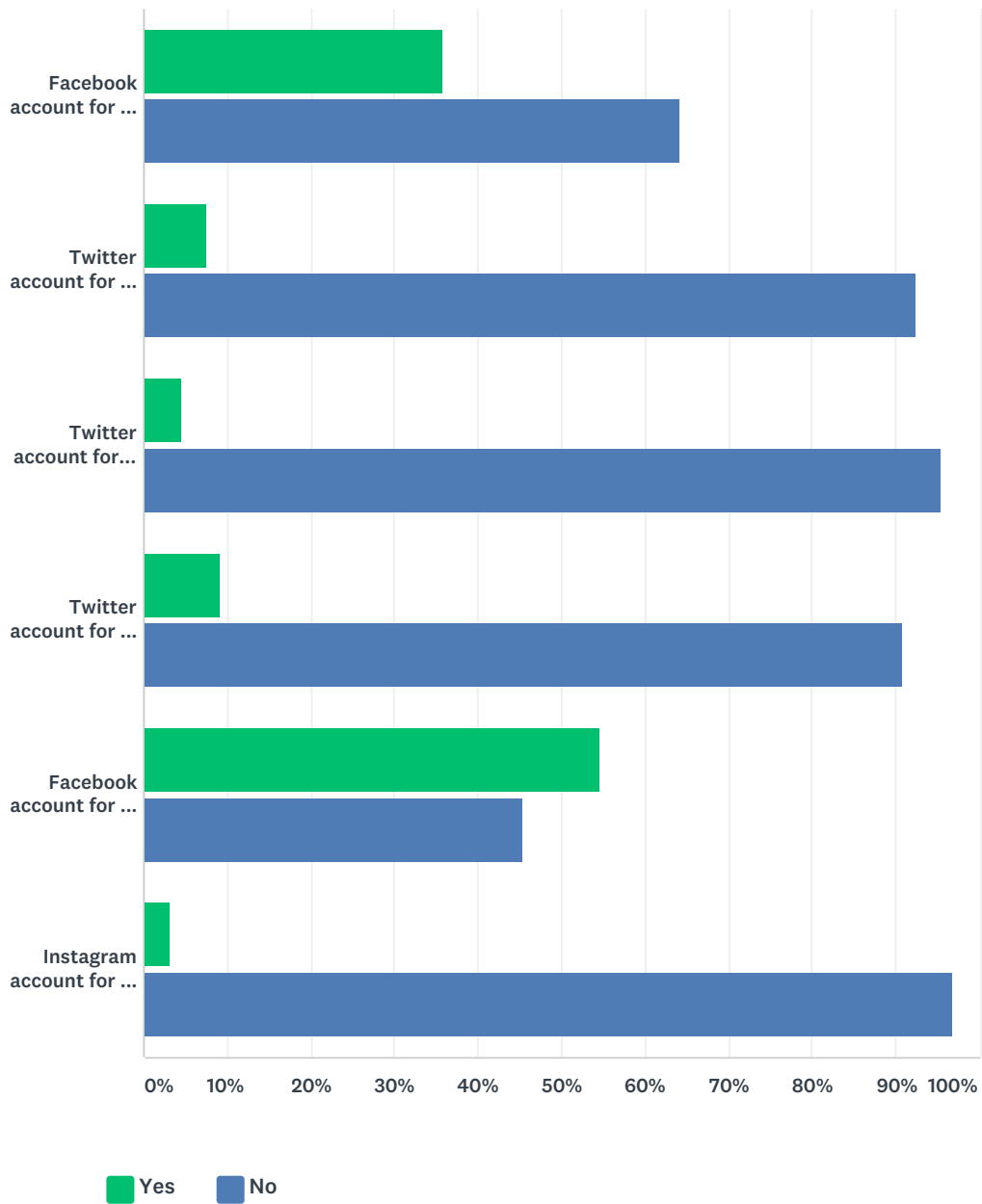
EIPS Parent Survey 2018-19

Student transportation	24.24% 16	75.76% 50	66	1.24
Services for students	39.06% 25	60.94% 39	64	1.39
Registration and school boundaries	76.12% 51	23.88% 16	67	1.76
Board of Trustees' meetings	12.31% 8	87.69% 57	65	1.12
Public engagement initiatives	27.69% 18	72.31% 47	65	1.28
News and events	63.08% 41	36.92% 24	65	1.63
Continuing education or summer courses	30.30% 20	69.70% 46	66	1.30
Career opportunities	28.36% 19	71.64% 48	67	1.28
Other (please specify below)	2.22% 1	97.78% 44	45	1.02

#	OTHER:	DATE
1	COSC	3/18/2019 6:53 PM
2	What's happening at all schools.	3/11/2019 6:58 PM
3	Early dismissals and PD days mostly	3/11/2019 1:43 PM

Q27 The Division and schools often share news and information on social media. Do you follow:

Answered: 67 Skipped: 13



	YES	NO	TOTAL	WEIGHTED AVERAGE
Facebook account for the Division (Facebook.com/ElkIslandPublicSchools)	35.82% 24	64.18% 43	67	1.36
Twitter account for the Division (@eips)	7.58% 5	92.42% 61	66	1.08
Twitter account for EIPS Student Transportation (@eipsST)	4.55% 3	95.45% 63	66	1.05
Twitter account for my child's school	9.23% 6	90.77% 59	65	1.09

EIPS Parent Survey 2018-19

Facebook account for my child's school, if applicable	54.55%	45.45%		
	36	30	66	1.55
<hr/>				
Instagram account for my child's school, if applicable	3.08%	96.92%		
	2	63	65	1.03